


# **CloudWalker**




## **Computer Monitor**



Quick Start Guide

## Safety Instructions

1. Please read the quick start guide carefully.
2. Please keep this guide in a safe place for future reference.
3. Before cleaning the device with a damp cloth, unplug the power cord and do not use corrosive liquids to clean the device.
4. Please ensure that the monitor is placed on a steady surface before installation. Accidental fall may result in equipment damage.
5. The vents of the device are used for air convection to prevent the device from overheating. Please do not cover these vents.
6. Before powering up the device, please confirm that the power supply voltage meets the requirements.
7. If the device is not used for a long time, please disconnect the power of the device to avoid damage to the device caused by excessive voltage fluctuations.
8. Please do not inject any liquid into the vents to avoid a short circuit and cause a fire.
9. Please do not open the device by yourself and modify it privately.
10. Please do not use non-manufacturer accessories for this device, otherwise it will damage the device.

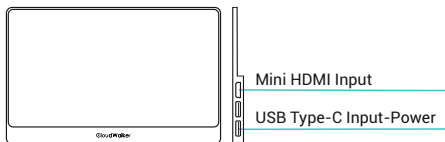
## Getting To Know



- 1 Indicator Light
  - Normal: Green Light On
  - Error: Red Light On
- 2 Power
  - Long press: Power On/Off
  - Short press: Exit from Menu
- 3 +: Brightness Increase or Volume Up
- 4 MENU : Menu Options
- 5 - : Brightness Decrease or Volume Down
- 6  : Headphone
- 7 HDMI : Mini HDMI Input
- 8 USB Type-C : USB Type-C Input - Graphic
- 9  : USB Type-C Input - Power

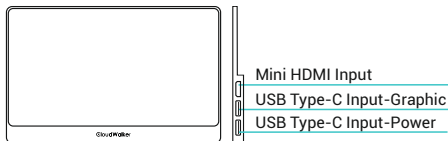
# Getting Started / How To Connect

## 1. Connect device through HDMI



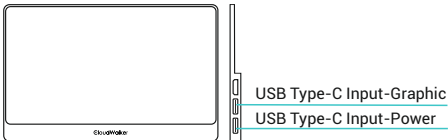
- To connect through mini HDMI port, connect HDMI side to your device, and the other mini HDMI side to the monitor.

## 2. Connect device through HDMI and support touchscreen



- To support touchscreen for mini HDMI graphic input, please also connect the monitor to your computer with a USB to USB Type-C cable and set the monitor as the main monitor in your computer.

## 3. Connect device through USB Type-C



- USB Type-C interface supports both graphic and power input. The monitor also acts as a touchscreen in case of compatible touchscreen supported devices.
- Please use USB Type-C power adapter with 5V2A rating.

### Note

- Mini HDMI interface can connect to devices that support HDMI signal output.
- USB Type-C interface can connect to devices that support USB Type-C 3.0 graphic output.
- USB Type-C interface can connect to power adapter. For the best performance, we recommend using a 5V2A power adapter.



## Specifications

Screen Size	40 cm
Display Resolution	Full HD (1920 x 1080 pixels)
Aspect Ratio	16:9
Panel Type	IPS
Brightness	300 Nits
Contrast Ratio	800:1
Refresh Rate	60 Hz
Response Time	4 ms
Display Colour	16.7 M
Viewing Angle	178° (H)/178° (V)
Ports	1 x Mini HDMI In, 1 x USB Type-C, 1 x USB Type-C In (Power), 1 x Headphone
Speakers	Built-in
Input Voltage	DC 5V / 2A
Power Consumption	10W
Net / Gross Weight	0.75 Kg / 1.75 Kg
Dimensions (without packing)	355mm x 225mm x 4mm



# Warranty Card

CloudWalker Streaming Technologies Pvt Ltd, Company incorporated in India under the provisions of the Companies Act, 1956, which owns the brand 'CLOUDWALKER' (hereby referred to as the Company) warranties to the purchaser (hereby referred to as the Customer) that the product carries a warranty of one year (12 months), that comprises of one year warranty on all parts including labour charges, from the date of purchase as mentioned in the purchase tax invoice.

For availing the warranty services:

- Customer can call on our **Toll Free No. 1800 102 3647** and register a call at our call centre (we are open from 9:30 am to 6:00 pm, Monday to Saturday).
- Customer has to retain and show the original purchase invoice at the time of every complaint and give a copy of it to the service engineer.

For any other queries/suggestions, please write to us at:  
customercare@cloudwalker.tv

## Warranty Terms & Conditions:

1. This warranty is not applicable if the original purchase invoice is not presented to the company's authorized service personnel during repair.
2. The warranty is confined to the first purchaser of the product from the date of purchase as mentioned on the purchase invoice and is non-transferable. The warranty stands void in case of transfer of ownership of this product.
3. Warranty is applicable only on producing the purchase tax invoice which mentions the product model number & serial number stated on the label which is put by the us on the product.
4. The warranty is void if this product is not used in accordance to the instructions given in the instruction manual.
5. The warranty does not extend to this product if damaged due to misuse, neglect, accident or improper installation. Damages caused by the pests or natural calamities are also not covered by this warranty.
6. This warranty does not cover loss or damage in transit, whether carried by the company's transport or by the purchaser.
7. The warranty is void if this product is repaired by any agency non authorized by the company.
8. The warranty is void if the original serial number on this product is tampered, erased, modified or if any alteration is made.
9. The warranty is void if any defect is caused due to usage of external accessories / third party accessories like batteries, adapters, headsets, memory cards / malwares / spywares / virus / any applications other than official operating system.
10. The warranty does not cover damages or defects arising due to normal wear and tear of parts, cosmetic damages like scratches, paint peel off, color fading away / color changes etc.

# Warranty Card

11.a. Warranty is void For the defects or damages arising due to customer induced damages, physical damages, breakages, MURA effect caused due to unexpected external pressure, liquid spill, air bubbles, black spot, black patches, liquid crystal damage, stains, dust inside the panel, defects arising due to high humid and moisture conditions or liquid/solvent/any chemicals leakage in to the panel while cleaning by the customer, modification or alteration of any nature made in the electrical circuitry/ or physical construction of the product.

b. The warranty is void for any defects or damages arising due to customer induced damages, physical damages, breakages, defects arising due to high humidity and moisture conditions or liquid / solvent / any chemicals leakage into this product while cleaning by the customer, Modification or alteration of any nature made in the electrical circuitry / or physical construction of the product.

12. The company shall not be liable for any delay in rectifying the set, in the event of non-availability of the components and shall in no way be responsible for any losses direct or indirect arising out of the delay, if any.

13. The warranty does not extend to the accessories external to this product, if any, supplied with this product.

14. In the event this product requires urgent attention, the purchaser should arrange to deliver the same to the nearest service center at his/her own cost.

15. Warranty is not valid if this product is used for commercial purpose.

16. The company's obligation under this warranty shall be limited to repair or providing replacement of part/s only. This warranty shall not cover any consequential or resulting liability, injury, damage or loss to property or life arising directly or indirectly out of any defect in the product.

17. The company or its authorized service centre, reserves the right to retain any part/s or component/s replaced at its discretion in the event of a defect noticed in this product during the warranty period. The part/s or component/s or unit/s replaced will become the property of the company.

18. In the event of repairs / replacement of any part/s of the unit, this warranty will thereafter continue and remain in force only for the unexpired period of the warranty. Moreover, the time taken for repair / replacement and in transit, whether under the warranty or otherwise, shall not be excluded from the warranty period.

19. Warranty on applications / subscriptions / offers provided along with the products are limited to the respective service provider's terms and conditions.

20. This warranty will automatically terminate on the expiry of the warranty period, even if the product may not be in use for any time during the warranty period for any reason.

21. Warranty is void If the defects caused due to causes beyond control like lightening, abnormal high voltage, electrical short circuits, no proper grounding, acts of God, terrorism, fire, floods, earthquake, etc.

22. The warranty is issued subject to the jurisdiction of the civil courts at Mumbai only.



## Need More Help?

Visit: [www.cloudwalkerbusiness.com](http://www.cloudwalkerbusiness.com)

For installation & support, please contact:

**Toll Free:** 1800 102 3647

**Email:** [customer@cloudwalker.tv](mailto:customer@cloudwalker.tv)

Monday to Saturday - 09:30 to 18:00 hrs

---

© CloudWalker Streaming Technologies Pvt. Ltd.  
All rights reserved

### Head Office

A-503, Business Suites 9, S.V Road, Santacruz West, Mumbai -400054